


# What Door Do I Have?


If you are setting out on a door improvement project and confused by the many technical terms, you are not alone. However, it is important to understand the terminology characterizing your door unit.

## How Is Your Door Configured?


Door configuration is described based on the number of door panels and sidelite panels included. Below are the most common configurations.




Single Door



Single Door with One Sidelite



Single Door with Two Sidelites



French/Double Door

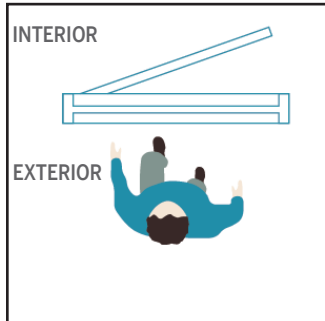


French/Double Door with Sidelites

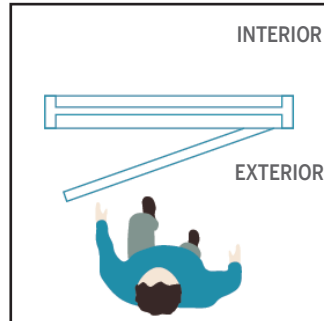
## How Does Your Door Open?

Does your door swing in or out? Is your door left-handed or right-handed? Use the visual guides below to help you determine your handing and swing. [\*T = Trilennium Lock Options]

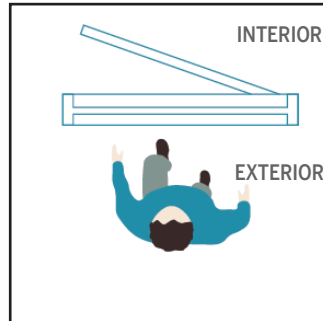
### SINGLE DOORS



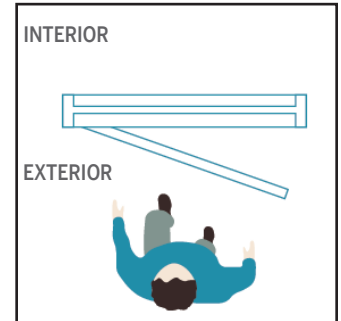
Left Hand Inswing



Left Hand Outswing  
(T-Right Hand Reverse)

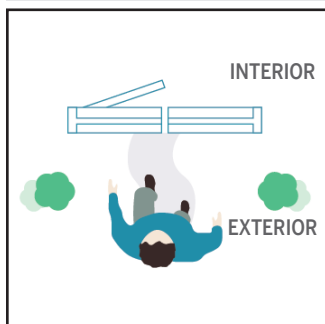


Right Hand Inswing

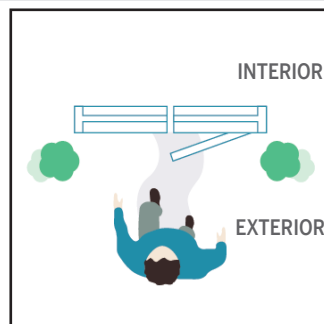


Right Hand Outswing  
(T-Left Hand Reverse)

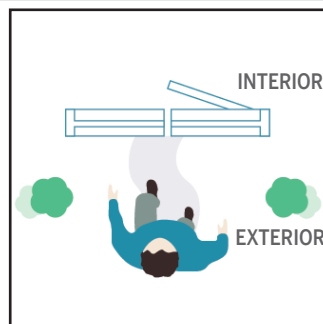
### FRENCH/DOUBLE DOORS



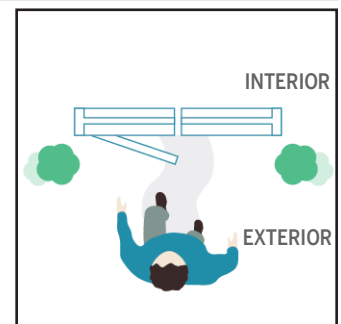
Left Hand Inswing



Left Hand Outswing  
(T-Right Hand Reverse)



Right Hand Inswing



Right Hand Outswing  
(T-Left Hand Reverse)